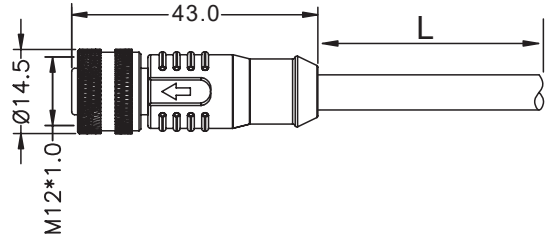


Female cable (S-coded)

Product figure



Scale diagram



Contact layout (Front view)

3pins

S

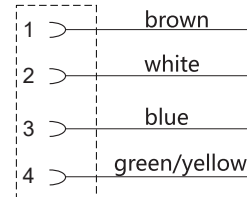
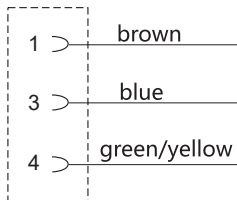


4pins

S



Circuit diagram



Order No

Cable length	Contacts	Wire diameter	PVC		PUR	
			black	gray	black	gray
1.5M	3pins	1.5mm ²	M12S03/FA3/BN/OE/04/1500	M12S03/FA3/BN/OE/09/1500	M12S03/FA3/BN/OE/24/1500	M12S03/FA3/BN/OE/29/1500
	4pins	1.5mm ²	M12S04/FA3/BN/OE/04/1500	M12S04/FA3/BN/OE/09/1500	M12S04/FA3/BN/OE/24/1500	M12S04/FA3/BN/OE/29/1500
3.0M	3pins	1.5mm ²	M12S03/FA3/BN/OE/04/3000	M12S03/FA3/BN/OE/09/3000	M12S03/FA3/BN/OE/24/3000	M12S03/FA3/BN/OE/29/3000
	4pins	1.5mm ²	M12S04/FA3/BN/OE/04/3000	M12S04/FA3/BN/OE/09/3000	M12S04/FA3/BN/OE/24/3000	M12S04/FA3/BN/OE/29/3000
5.0M	3pins	1.5mm ²	M12S03/FA3/BN/OE/04/5000	M12S03/FA3/BN/OE/09/5000	M12S03/FA3/BN/OE/24/5000	M12S03/FA3/BN/OE/29/5000
	4pins	1.5mm ²	M12S04/FA3/BN/OE/04/5000	M12S04/FA3/BN/OE/09/5000	M12S04/FA3/BN/OE/24/5000	M12S04/FA3/BN/OE/29/5000
7.5M	3pins	1.5mm ²	M12S03/FA3/BN/OE/04/7500	M12S03/FA3/BN/OE/09/7500	M12S03/FA3/BN/OE/24/7500	M12S03/FA3/BN/OE/29/7500
	4pins	1.5mm ²	M12S04/FA3/BN/OE/04/7500	M12S04/FA3/BN/OE/09/7500	M12S04/FA3/BN/OE/24/7500	M12S04/FA3/BN/OE/29/7500
10M	3pins	1.5mm ²	M12S03/FA3/BN/OE/04/10M0	M12S03/FA3/BN/OE/09/10M0	M12S03/FA3/BN/OE/24/10M0	M12S03/FA3/BN/OE/29/10M0
	4pins	1.5mm ²	M12S04/FA3/BN/OE/04/10M0	M12S04/FA3/BN/OE/09/10M0	M12S04/FA3/BN/OE/24/10M0	M12S04/FA3/BN/OE/29/10M0

Specifications

Number of contacts	3	4
Rated voltage	630V	
Rated current (40°C)	12A	
Protection degree	IP67/IP68	
Operating temperature	-40°C ~ +80°C	
Cable OD	7.5mm	8.0mm