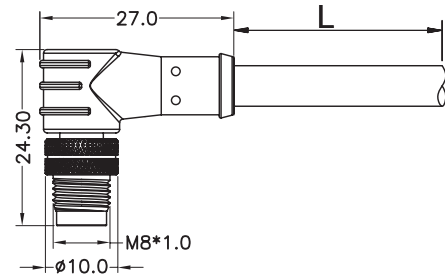


## Male cable (90°)

Product figure



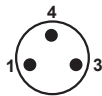
Scale diagram



Contact layout (Front view)

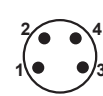
3pins

A

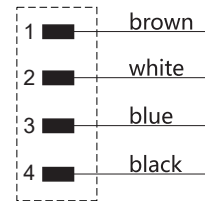
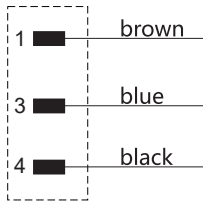


4pins

A



Circuit diagram



## Order No

Cable length	Contacts	Wire diameter	PVC		PUR	
			black	gray	black	gray
1.5M	3pins	0.25mm <sup>2</sup>	M08A03/MA2/BN/OE/01/1500	M08A03/MA2/BN/OE/06/1500	M08A03/MA2/BN/OE/21/1500	M08A03/MA2/BN/OE/26/1500
	4pins	0.25mm <sup>2</sup>	M08A04/MA2/BN/OE/01/1500	M08A04/MA2/BN/OE/06/1500	M08A04/MA2/BN/OE/21/1500	M08A04/MA2/BN/OE/26/1500
3.0M	3pins	0.25mm <sup>2</sup>	M08A03/MA2/BN/OE/01/3000	M08A03/MA2/BN/OE/06/3000	M08A03/MA2/BN/OE/21/3000	M08A03/MA2/BN/OE/26/3000
	4pins	0.25mm <sup>2</sup>	M08A04/MA2/BN/OE/01/3000	M08A04/MA2/BN/OE/06/3000	M08A04/MA2/BN/OE/21/3000	M08A04/MA2/BN/OE/26/3000
5.0M	3pins	0.25mm <sup>2</sup>	M08A03/MA2/BN/OE/01/5000	M08A03/MA2/BN/OE/06/5000	M08A03/MA2/BN/OE/21/5000	M08A03/MA2/BN/OE/26/5000
	4pins	0.25mm <sup>2</sup>	M08A04/MA2/BN/OE/01/5000	M08A04/MA2/BN/OE/06/5000	M08A04/MA2/BN/OE/21/5000	M08A04/MA2/BN/OE/26/5000
7.5M	3pins	0.25mm <sup>2</sup>	M08A03/MA2/BN/OE/01/7500	M08A03/MA2/BN/OE/06/7500	M08A03/MA2/BN/OE/21/7500	M08A03/MA2/BN/OE/26/7500
	4pins	0.25mm <sup>2</sup>	M08A04/MA2/BN/OE/01/7500	M08A04/MA2/BN/OE/06/7500	M08A04/MA2/BN/OE/21/7500	M08A04/MA2/BN/OE/26/7500
10M	3pins	0.25mm <sup>2</sup>	M08A03/MA2/BN/OE/01/10M0	M08A03/MA2/BN/OE/06/10M0	M08A03/MA2/BN/OE/21/10M0	M08A03/MA2/BN/OE/26/10M0
	4pins	0.25mm <sup>2</sup>	M08A04/MA2/BN/OE/01/10M0	M08A04/MA2/BN/OE/06/10M0	M08A04/MA2/BN/OE/21/10M0	M08A04/MA2/BN/OE/26/10M0

## Specification

Number of contacts	3	4
Rated voltage	50V AC / 60V DC	
Rated current (40°C)	3A	
Protection degree	IP67/IP68	
Operating temperature	-25°C ~ +80°C	
Cable OD	4.6mm	4.6~5.0mm