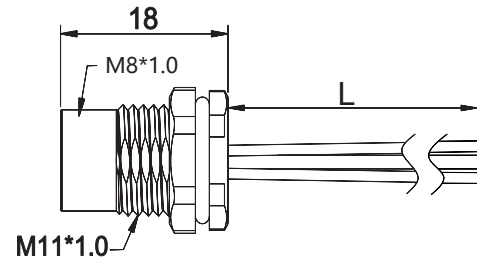


## Female panel connector

Product figure(front fastened)



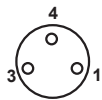
Scale diagram



Contact layout (Front view)

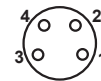
3pins

A

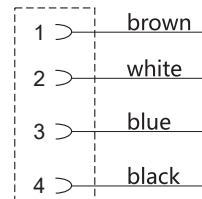
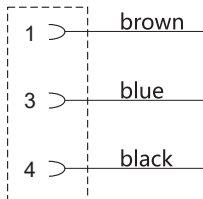


4pins

A



Circuit diagram



## Order No

Cable length	Contacts	Wire diameter	PVC	TPE
0.1M	3pins	0.25mm <sup>2</sup>	M08A03/FH5/BN/FL/01/0100	M08A03/FH5/BN/FL/11/0100
	4pins	0.25mm <sup>2</sup>	M08A04/FH5/BN/FL/01/0100	M08A04/FH5/BN/FL/11/0100
0.2M	3pins	0.25mm <sup>2</sup>	M08A03/FH5/BN/FL/01/0200	M08A03/FH5/BN/FL/11/0200
	4pins	0.25mm <sup>2</sup>	M08A04/FH5/BN/FL/01/0200	M08A04/FH5/BN/FL/11/0200
0.5M	3pins	0.25mm <sup>2</sup>	M08A03/FH5/BN/FL/01/0500	M08A03/FH5/BN/FL/11/0500
	4pins	0.25mm <sup>2</sup>	M08A04/FH5/BN/FL/01/0500	M08A04/FH5/BN/FL/11/0500
1.0M	3pins	0.25mm <sup>2</sup>	M08A03/FH5/BN/FL/01/1000	M08A03/FH5/BN/FL/11/1000
	4pins	0.25mm <sup>2</sup>	M08A04/FH5/BN/FL/01/0100	M08A04/FH5/BN/FL/11/0100

## Specificatio

Number of contacts	3	4
Rated voltage	50V AC / 60V DC	
Rated current (40°C)	3A	
Protection degree	IP67/IP68	
Operating temperature	-25°C ~ +80°C	