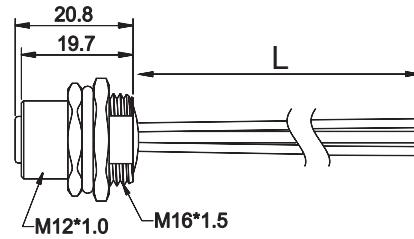


Female panel connector

Product figure (rear fastened)



Scale diagram



Contact layout (Front view)

3pins

A



4pins

A

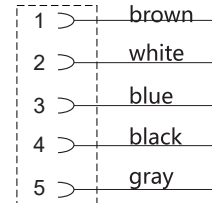
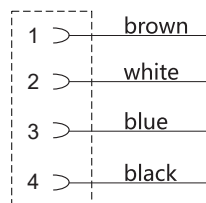
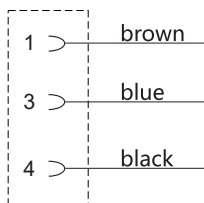


5pins

A



Circuit diagram



Order No

Cable length	Contacts	Wire diameter	PVC	TPE
0.1M	3pins	0.34mm ²	M12A03/FF2/BN/FL/02/0100	M12A03/FF2/BN/FL/12/0100
	4pins	0.34mm ²	M12A04/FF2/BN/FL/02/0100	M12A04/FF2/BN/FL/12/0100
	5pins	0.34mm ²	M12A05/FF2/BN/FL/02/0100	M12A05/FF2/BN/FL/12/0100
0.2M	3pins	0.34mm ²	M12A03/FF2/BN/FL/02/0200	M12A03/FF2/BN/FL/12/0200
	4pins	0.34mm ²	M12A04/FF2/BN/FL/02/0200	M12A04/FF2/BN/FL/12/0200
	5pins	0.34mm ²	M12A05/FF2/BN/FL/02/0200	M12A05/FF2/BN/FL/12/0200
0.5M	3pins	0.34mm ²	M12A03/FF2/BN/FL/02/0500	M12A03/FF2/BN/FL/12/0500
	4pins	0.34mm ²	M12A04/FF2/BN/FL/02/0500	M12A04/FF2/BN/FL/12/0500
	5pins	0.34mm ²	M12A05/FF2/BN/FL/02/0500	M12A05/FF2/BN/FL/12/0500
1.0M	3pins	0.34mm ²	M12A03/FF2/BN/FL/02/1000	M12A03/FF2/BN/FL/12/1000
	4pins	0.34mm ²	M12A04/FF2/BN/FL/02/1000	M12A04/FF2/BN/FL/12/1000
	5pins	0.34mm ²	M12A05/FF2/BN/FL/02/1000	M12A05/FF2/BN/FL/12/1000

Specifications

Number of contacts	3	4	5
Rated voltage	250V		60V
Rated current (40°C)	4A		
Protection degree	IP67/IP68		
Operating temperature	-25°C ~ +80°C		