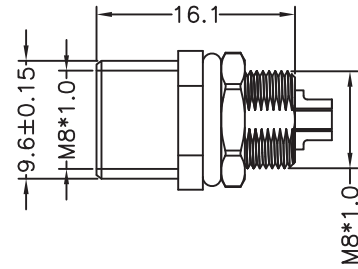


Female panel connector

Product figure (M8*1.0 rear fastened solder)

Scale diagram



Contact layout (Front view)

3pins

4pins

4pins

6pins

8pins

5pins

4pins

A

A

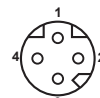
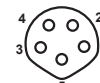
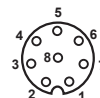
A

A

A

B

D



Order data

Contacts	Coding	Order No
3pins	A	M08A03/FH6/BN/SC
4pins	A	M08A04/FH6/BN/SC
	A(fool-proof)	M08104/FH6/BN/SC
	D	M08D04/FH6/BN/SC
5pins	B	M08B05/FH6/BN/SC
6pins	A	M08A06/FH6/BN/SC
8pins	A	M08A08/FH6/BN/SC

Specifications

Number of contacts	3	4 A-coding	4 D-coding	5	6	8
Termination	solder					
Wire gauge	0.14/0.25/0.34 mm ² / (26/24/22 AWG)					
Operating temperature	-25°C ~ +80°C					
Mechanical operation	> 100 mating cycles					
Rated voltage	50V AC / 60V DC		60V	30V		
Rated current (40°C)	3A		4A	3A	1.5A	
Protection degree	IP67/IP68					
Contact resistance	< 10mΩ					
Insulation resistance	≥ 100MΩ					
Pin contact	CuZn					
Socket contact	CuSn					
Contact plating	Au					