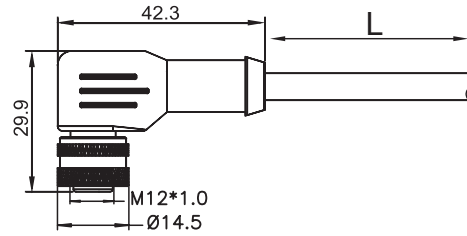


## Female cable (90° with shield)

Product figure



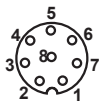
Scale diagram



Contact layout (Front view)

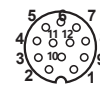
8pins

A


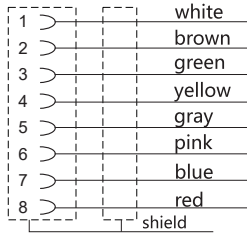


12pins

A



Circuit diagram



## Order No

Cable length	Contacts	Wire diameter	PVC+AEB		PUR+AEB	
			black	gray	black	gray
1.5M	8pins	0.25mm <sup>2</sup>	M12A08/FB5/BN/OE/31/1500	M12A08/FB5/BN/OE/36/1500	M12A08/FB5/BN/OE/41/1500	M12A08/FB5/BN/OE/46/1500
	12pins	0.14mm <sup>2</sup>	M12A12/FB5/BN/OE/30/1500	M12A12/FB5/BN/OE/35/1500	M12A12/FB5/BN/OE/40/1500	M12A12/FB5/BN/OE/45/1500
3.0M	8pins	0.25mm <sup>2</sup>	M12A08/FB5/BN/OE/31/3000	M12A08/FB5/BN/OE/36/3000	M12A08/FB5/BN/OE/41/3000	M12A08/FB5/BN/OE/46/3000
	12pins	0.14mm <sup>2</sup>	M12A12/FB5/BN/OE/30/3000	M12A12/FB5/BN/OE/35/3000	M12A12/FB5/BN/OE/40/3000	M12A12/FB5/BN/OE/45/3000
5.0M	8pins	0.25mm <sup>2</sup>	M12A08/FB5/BN/OE/31/5000	M12A08/FB5/BN/OE/36/5000	M12A08/FB5/BN/OE/41/5000	M12A08/FB5/BN/OE/46/5000
	12pins	0.14mm <sup>2</sup>	M12A12/FB5/BN/OE/30/5000	M12A12/FB5/BN/OE/35/5000	M12A12/FB5/BN/OE/40/5000	M12A12/FB5/BN/OE/45/5000
7.5M	8pins	0.25mm <sup>2</sup>	M12A08/FB5/BN/OE/31/7500	M12A08/FB5/BN/OE/36/7500	M12A08/FB5/BN/OE/41/7500	M12A08/FB5/BN/OE/46/7500
	12pins	0.14mm <sup>2</sup>	M12A12/FB5/BN/OE/30/7500	M12A12/FB5/BN/OE/35/7500	M12A12/FB5/BN/OE/40/7500	M12A12/FB5/BN/OE/45/7500
10M	8pins	0.25mm <sup>2</sup>	M12A08/FB5/BN/OE/31/10M0	M12A08/FB5/BN/OE/36/10M0	M12A08/FB5/BN/OE/41/10M0	M12A08/FB5/BN/OE/46/10M0
	12pins	0.14mm <sup>2</sup>	M12A12/FB5/BN/OE/30/10M0	M12A12/FB5/BN/OE/35/10M0	M12A12/FB5/BN/OE/40/10M0	M12A12/FB5/BN/OE/45/10M0

## Specifications

Number of contacts	8	12
Rated voltage	30V	
Rated current (40°C)	2A	1.5A
Protection degree	IP67/IP68	
Operating temperature	-25°C ~ +80°C	
Cable OD	5.5~6.0mm	7.0mm