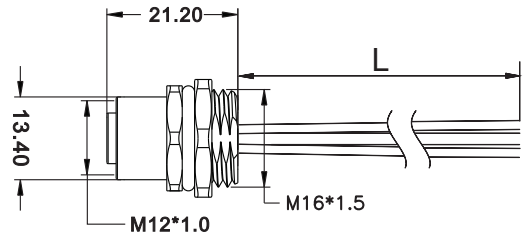


Female panel connector (S-coded)

Product figure (rear fastened)



Scale diagram



Contact layout (Front view)

3pins

S

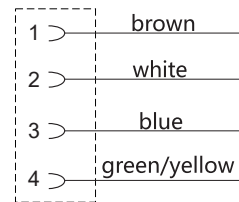
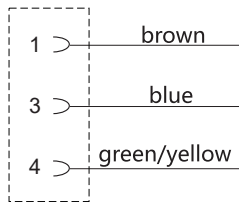


4pins

S



Circuit diagram



Order No

Cable length	Contacts	Wire diameter	PVC	TPE
0.1M	3pins	1.5mm ²	M12S03/FF2/BN/FL/04/0100	M12S03/FF2/BN/FL/14/0100
	4pins	1.5mm ²	M12S04/FF2/BN/FL/04/0100	M12S04/FF2/BN/FL/14/0100
0.2M	3pins	1.5mm ²	M12S03/FF2/BN/FL/04/0200	M12S03/FF2/BN/FL/14/0200
	4pins	1.5mm ²	M12S04/FF2/BN/FL/04/0200	M12S04/FF2/BN/FL/14/0200
0.5M	3pins	1.5mm ²	M12S03/FF2/BN/FL/04/0500	M12S03/FF2/BN/FL/14/0500
	4pins	1.5mm ²	M12S04/FF2/BN/FL/04/0500	M12S04/FF2/BN/FL/14/0500
1.0M	3pins	1.5mm ²	M12S03/FF2/BN/FL/04/1000	M12S03/FF2/BN/FL/14/1000
	4pins	1.5mm ²	M12S04/FF2/BN/FL/04/1000	M12S04/FF2/BN/FL/14/1000

Specifications

Number of contacts	3	4
Rated voltage	630V	
Rated current (40°C)	16A	12A
Protection degree	IP67/IP68	
Operating temperature	-25°C ~ +80°C	