

EP03 Piezo Switch

16mm

Ø 20mm

10mm

IP68

IP69K



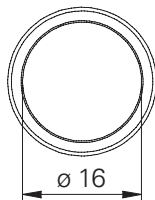
Specification

Termination	15cm flying leads
Switching function	Momentary
Configuration of poles	Single
Maximum load	100mA, 35VDC
Contact resistance	100 mΩ
Insulation resistance	> 10 ⁹ Ω
Operating temperature	-40°C to +85°C
Ingress protection	IP66, IP68 (EN 60529); IP69K (DIN 4050)
Duty cycle	1,000,000 (min)
Operating force	< 3N
Nut mounting torque	2.5Nm
Panel thickness	0.5 to 8.0mm
Body & button material	See ordering information

Product Dimensions



Front view (ring)

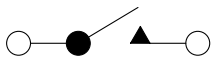


All dimensions in mm

Engelking

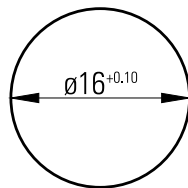
EP03 Piezo Switch

Circuit Diagram



Form A

Mounting Dimensions



All dimensions in mm

Ordering information

Material

AN: Natural anodised aluminium

AR: Red anodised aluminium

AB: Blue anodised aluminium

AY: Yellow anodised aluminium

AG: Green anodised aluminium

EP03/□/G/M/S/L1

Engelking Elektronik GmbH

Albstr. 16 · D-78609 Tuningen · Germany

Tel. +49 (0)7464-9865-0 · Fax +49 (0)7464-9865-71

info@engelking.de · www.engelking.de