

NK02 thiNKswitch™

19mm

Ø 21.5mm

10mm

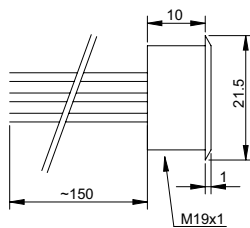
IP69K



Specification

Termination	15cm flying leads
Switching function	Momentary or toggle
Configuration of poles	Single
Maximum load	2.5A, 8VDC to 24VDC
"On" resistance	100 mΩ
Insulation resistance	> 10 ⁹ MΩ
Operating temperature	-40°C to +85°C
Ingress protection	IP66, IP68 (EN 60529); IP69K (DIN 4050)
Duty cycle	1,000,000 (min)
Impulse time	0.5 sec. (Momentary)
Operating force	12N
Nut mounting torque	2.5Nm
Panel thickness	0.5mm to 4.0mm
Body & button material	See ordering information
Contact material	Silver plated brass

Product Dimensions

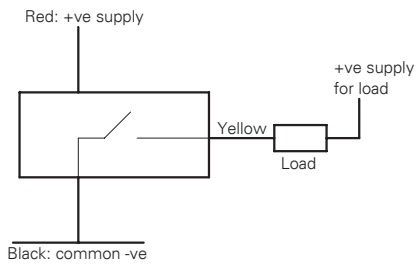


All dimensions in mm

Engelking

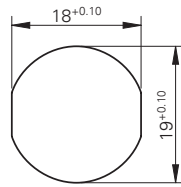
NK02 thiNKswitch™

Circuit Diagram



Open Collector (OC)

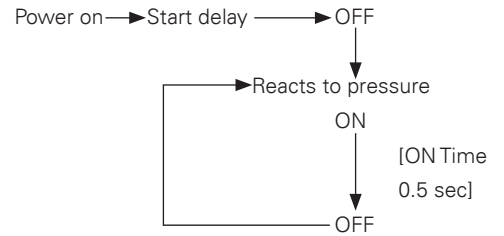
Mounting Dimensions



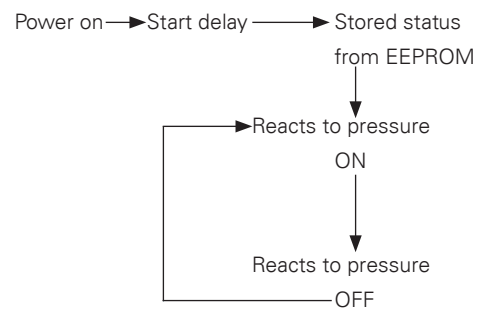
All dimensions in mm

Timing Diagram

Momentary



Toggle



Ordering information

Material

V2N: Stainless steel

BCN: Brass chrome

Switch Function

MO: Momentary

TO: Toggle

NK02 T

Engelking

Engelking Elektronik GmbH

Albstr. 16 · D-78609 Tuningen · Germany
 Tel. +49 (0)7464-9865-0 · Fax +49 (0)7464-9865-71
 info@engelking.de · www.engelking.de